

QuickComp[®] Brake Lathe

The fastest, most powerful on-car lathe in the industry

**New &
Improved
Trolley!**



MADE IN USA
HUNTER ENGINEERING COMPANY ST. LOUIS, MO

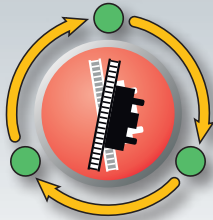
HUNTER
Engineering Company

Hunter's QuickComp® lathe keeps your brake service "a cut above the rest"



PATENTED

Pro-Comp® Compensation



- ✓ Simple runout compensation
- ✓ Quick setup

EXCLUSIVE

Pivoting Control Module



- ✓ Operates upright on either side of the vehicle
- ✓ Easily accessible adjustments



EXCLUSIVE

QuickComp® Adaptor



- ✓ Fast runout compensation
- ✓ Easy two-way adjustment

PATENTED

Reverse Rotation



- ✓ Easily service vehicles with excess driveline drag

EXCLUSIVE

Powerful Motor and Drive




- ✓ 1.5-hp motor provides unmatched speed and torque

PATENTED



Anti-Chatter Technology

- ✓ Oscillates machining speed to prevent buildup of vibration (chatter)
- ✓ Provides smoother surface finish
- ✓ Eliminates use of chatter bands



Fixed speed



Oscillating speed

PATENTED



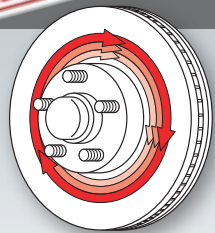
Variable-Speed Drive System

- ✓ Change speeds during machining
- ✓ Resurface rotors at fastest possible speed
- ✓ Service rotors on rear locking differentials without disconnecting the driveline




No decrease in quality of surface finish when speed is adjusted on the fly!

EXCLUSIVE




Precise Machining

- ✓ Unique, staggered cutting pattern prevents radial "push-out" effect of typical spiral pattern
- ✓ Finished surface meets or exceeds OEM specifications
- ✓ Quality remains consistent regardless of cutting speed



Hunter staggered cutting pattern



Typical spiral cutting pattern

Service Each Rotor in Less Than 9 Minutes



step 1

Attach adaptor and lathe.



step 2

Compensate lateral runout with single-point adjustment.




step 3

Set cut depth and go.

Expand your brake service capabilities

Extended Twin Cutter Tool Assembly

- ✓ Greatly expands the diameter and offset capacity to service deep-offset rear rotors
- ✓ Allows servicing of rear rotors with integral parking brakes commonly found in late model trucks
- ✓ Maximum diameter: 16.25"
- ✓ Maximum thickness: 3.25"



20-3092-1

See Form 3947-T for a complete selection of options and accessories to fit your brake service needs.

Specifications*

Power requirements	115VAC, single phase 60 Hz, 15 amp, NEMA L5-15P (230V, 50-60 Hz optional)
Rotor maximum...	
Diameter	15.75 in. (400 mm)
Width	2.75 in. (70 mm)
Feed distance	4.3 in. (109 mm)
Spindle speed	Adjustable and automatically variable (ACT), 0-120 rpm
Motor	1.5 hp (1.12 kw) @ 3450 rpm
Overall dimensions	
Lathe	27 in. (L) x 20 in. (W) x 15 in. (H) (686 mm x 508 mm x 381 mm)
Trolley	30 in. (L) x 27.375 in. (W)
Trolley height range	
High-position	24.25-40.5 in. (616-1029 mm)
Low-position**	20.25-36.5 in. (514-927 mm)
Shipping weight	302 lbs. (137 kg)

* Some specifications may vary depending on options chosen and application fitment.

** Requires optional trolley bracket.

Models



QCLH	QuickComp Lathe Includes compensation adaptor, speed wrench and standard accessories
QCLHPAS	QuickComp Lathe: Passenger Includes same items as QCLH, plus Level I QuickComp adaptor kit
QCLHPRO	QuickComp Lathe: Pro Includes same items as QCLH, plus adaptor storage, chip tray and QuickComp PRO adaptor kit



Because of continuing technological advancements, specifications, models and options are subject to change without notice.

HUNTER
Engineering Company
www.hunter.com

0615HAP5M.26