



The standard Auto34 tire changer comes equipped to handle virtually all common tire and wheel combinations. Certain specialized applications can be handled or optimized with accessories.

### TCA-Series Standard Accessories:

<b>A. Quick Clamp</b>	(RP6-G1000A80)
<b>B. Bead Depressor Tail &amp; Traction Bar</b>	(RP6-G1000A67)
<b>C. Lubrication Oil</b>	(148-133-2)
<b>D. Paste Brush</b>	(RP6-1506)
<b>E. Paste</b>	(RP6-3784)
<b>F. Pin Protector (2)</b>	(RP6-710090480)
<b>G. Pin Extension</b>	(RP6-710012940)
<b>H. Support Plate Cover (2)</b>	(RP6-710013421)
<b>I. Operation DVD</b>	(5811-T)
<b>J. Air Chuck</b>	(145-341-2)
<b>K. Finger Tool</b>	(RP6-710090780)
<b>L. Glasses</b>	(179-15-2)
<b>M. Cone two-sided</b>	(RP6-1157)
<b>N. Toolhead (2)</b>	(RP6-710011940)
<b>O. TPMS Wall Chart (not shown)</b>	(5675-T)



The following options can be used to enhance servicability of specialized applications.

**TCA-Series Optional Accessories:**

- A. Wheel Lift** (20-2236-1)
- B. Pax Kit** (RP6-G1000A73)
- C. Flange Plate Kit** (RP6-G1000A87)
- D. Mirror** (RP6-G1000A86)
- E. Insert-Ready Toolhead** (RP6-G1000A89)
- F. Insert for Toolhead above (50)** (RP6-G1000A90K)
- G. Contoured Press Head** (RP6-G1000A94)



# Optional Wheel Lift System

All Models

Servicing large, heavy SUV, light-truck and custom wheels requires extra effort. The optional pneumatic wheel lift helps lift wheels to prevent potential injuries and fatigue from lifting heavy wheels into place.

The pedal-controlled wheel lift quickly raises the wheel, leaving the technician's hands free to control the wheel and position it on the tire changer clamping system.

A wheel lift can be ordered with newly purchased tire changer or separately as a retrofit kit. See the chart below for part numbers.



*TC3710EW shown with optional 20-2201-1 Wheel Lift System.*

Base Tire Changer	Model Number with Wheel Lift Included	Wheel Lift Part Number If Ordered Separately
TCA34	TCA34W	20-2236-1
TC3710E	TC3710EW	20-2201-1
TC3510E	TC3510EW	20-2201-1
TCX575	TCX575W	20-2044-1
TCX550EBPS	TCX550EWBPS	20-2044-1
TCX535A	TCX535AW	20-2045-1
TCX535E	TCX535EW	20-2045-1
Other TCX500	-----	20-2045-1



*TCX575 shown with optional 20-2044-1 Wheel Lift System.*

## Integrated Wheel Lifts Boost Productivity... Help Prevent Injury and Fatigue



***The Hunter Wheel Lift System makes servicing large wheels easy! Roll the wheel on the lift...***



***... activate the automated lifting device by pressing the lift foot pedal.***



***The lift automatically positions the wheel at an ergonomic height. Simply position wheel as needed.† It's that easy!***



† Wheel Lift for TCA34/TC3700/TC3500/TC3250 utilizes a roller-based system that helps slide and lower the wheel into position.

# Optional High-Performance Clamping Kits

**TC3500 / TC3250  
Euro-Style Tire Changers**

The Large Wheel Clamping Upgrade Kit increases TC3500/TC3250 wheel service capacity to 26" wheel diameter and to 28" for the TC3510. The Large Wheel Upgrade Kit components may be ordered separately.

*Note: Any increase in maximum bead loosening diameter using these kits results in a corresponding decrease in the minimum diameter.*

## TC35XX Large Wheel Kits Include:

- A. Mounting Belt Kit** (RP6-G1000A8)
- B. Column Spacer** (RP6-10646)
- C. Storage Bracket** (RP6-13173)  
*\* HSC Note: Order as RP6-7900113100*
- D. Short Cone (2)** (RP6-1460)†
- E. Cam Plate Spacers (4)** (RP6-13613)†
- F. Cone Protector** (RP6-1156)
- G. Two-Sided Cone** (RP6-1157)
- H. Cam Plate Assembly shown with RP6-13719 Rubber Pad (2)** (RP6-13599)
- I. Shaft Protection Sleeve** (RP6-8703)
- J. Quick Disconnect Center Shaft** (RP6-11522)
- K. Rubber Pad (2)** (Not shown) (RP6-13719)†

*When used with TC3500-SS:*

- Max bead loosening diameter is 26", Min becomes 16".
- Clamping up to 26" may be done w/ jaw extensions or cam plate.

*When used with TC3510:*

- Max bead loosening diameter is 28", Min becomes 16".
- Clamping larger than 22" must be done w/ cam plate (unless RP6-G1000A17 is used, then 26").



The HP Kit enhances high-performance wheel clamping, bead loosening and tire mounting of many high-performance and custom reversed drop-center wheels. The HP Kit is suitable for TC3510 and TC3500-SS models.

## TC3500 High-Performance Upgrade Kits Include:

- A. Mounting Belt Kit** (RP6-G1000A8)
- C. Storage Bracket** (RP6-13173)  
*\* HSC Note: Order as RP6-7900113100*
- D. Short Cone (2)** (RP6-1460)
- F. Cone Protector** (RP6-1156)
- I. Shaft Protection Sleeve** (RP6-8703)
- J. Quick Disconnect Center Shaft** (RP6-11522)

*\*\* HP kit fits TC3500 & TC3510 changers equally.*

	Part #	Description	Kit Includes
HP	<b>20-2156-1</b>	Fits TC3500-SS or TC3510 with QD Support	High-Performance Kit - Center Support, Cones, Mounting Belt
Large Wheel Kit	<b>20-2014-1</b>	Fits TC3500-SS without QD Support	QD Center Support Kit (RP6-10822), TC3500 EVO 26" Upgrade Kit (RP6-10669)
	<b>20-2015-1</b>	Fits TC3500-SS or TC3510 with QD Support	Large Wheel Kit (RP6-10669)

† Part number listed is for the individual part only. An additional quantity of this part is included to complete the kit.

# High-Performance Upgrade Kits Provide Multiple Methods of Clamping Difficult Tire and Rim Combinations


*Without Extensions...*

*With Extensions...*

**Conventional Drop-Center Wheel With Inside Rubber Pad Clamping Using Center Support**

***Large Wheel Kit***


***High-Performance Kit***



**Conventional Drop-Center Wheel With Inside Rubber Pad Clamping Using Added Center Shaft & Cones**

***Large Wheel Kit***

***High-Performance Kit***



**Reverse Drop-Center Wheel With External Jaw Clamping**

***Large Wheel Kit***

***High-Performance Kit***



**Conventional or Reverse Drop-Center Wheels With Cam Plate & Cone Clamping**

***Large Wheel Kit***

***High-Performance Kit***



*With Two-Sided Cone...*

# Standard Accessory Packages

**TC3700, TC3510HP,  
TC3510**

Each Hunter TC-Series tire changer includes a variety of accessories to help service a wide range of tire and wheel combinations.

	Part #	Description	TC3710	TC3510HP	TC3510
<b>A</b>	<b>RP6-G1000A23</b>	Force Multiplier	X	X	
<b>B</b>	<b>RP6-G1000A67</b>	28" Bead Depressor Tail	X	X	X
<b>C</b>	<b>RP6-G1000A7</b>	Mechanical Bead Roller	X	X	X
<b>D</b>	<b>RP6-710013421</b>	Wheel Support Plate Cover (2)	X		
<b>E</b>	<b>RP6-710012940</b>	Drive Pin Extension	X		
<b>F</b>	<b>RP6-710090480</b>	Pin Protector (2)	X		
<b>G</b>	<b>RP6-13173</b>	Storage Bracket	X	X	
<b>H</b>	<b>RP6-11522</b>	Quick Disconnect Shaft		X	
<b>I</b>	<b>RP6-8703</b>	Shaft Protector Sleeve		X	
<b>J</b>	<b>RP6-1156</b>	Cone Protector		X	
<b>K</b>	<b>RP6-1460</b>	Short Cone (2)		X	
<b>L</b>	<b>RP6-G1000A8</b>	Mounting Belt		X	
<b>M</b>	<b>RP6-G800A11</b>	Shovel Protector (2)	X	X	X
<b>N</b>	<b>RP6-G1000A11</b>	"HM" Bead Lever	X	X	X
<b>O</b>	<b>RP6-0326</b>	Bead Protector Sleeve	X	X	X
<b>P</b>	<b>RP6-8659</b>	External Rubber Clamp Jaw		X	X
<b>Q</b>	<b>RP6-1506</b>	Paste Brush	X	X	X
<b>R</b>	<b>RP6-3784</b>	Mounting Paste	X	X	X
<b>S</b>	<b>148-133-2</b>	Lubrication Oil	X	X	X
<b>T</b>	<b>145-341-2</b>	Air Chuck	X	X	X
<b>U</b>	<b>179-15-2</b>	Safety Glasses	X	X	X
<b>V</b>	<b>221-675-2</b>	Extra Mount Head	X	X	X
<b>W</b>	<b>RP6-1157</b>	Two-Sided Cone	X		
<b>X</b>	<b>5675-T</b>	TPMS Wall Chart (not shown)	X	X	X




**TC3710W**



**TC3710**





TC3510-HP



TC3510



### Quick Disconnect Center Shaft (RP6-11522)

Replaceable Center Shaft with quick disconnect coupler allows additional clamping accessories to be utilized including cam plate and cones. Interchange coupler bolt is not included.



### Shaft Cover, Wheel Hub Protector Sleeve (RP6-8703)

The Protector Sleeve protects the wheel hub from potential shaft contact. Installs over the top of the center shaft (RP6-11522) when installing or removing a wheel from the Center Shaft Kit.




### Two-Sided Cone for LT Wheels (RP6-1157)

For use with the regular-sized clamping cone when the wheel hub bore is larger than the standard cone and the cam plate clamping method is selected.



### Cone Cover, Wheel Hub Protector (RP6-1156)

Protects the wheel hub bore from contact when clamping with the short cone (RP6-1460) is a concern.




### Short Cone (1 ea.) (RP6-1460)

The Short Cone Kit helps provide added stability when utilizing the QD center shaft without the cam plate. Clamping cones are not to be used without the added support of the rubber pad internal clamping method (2 required).



### Cam Plate Assembly (RP6-13599)

For clamping without the need to use the internal rubber pads or external extension arms or jaws. A must if lifting and servicing reversed drop center wheels larger than 20" with the wheel lift. Shown with Rubber Pads (RP6-13719) installed.



### Cam Plate Spacer (1 ea.) (RP6-13613)

To raise the cam plate on the clamping system for "non-reversed" traditional wheels on the cam plate assembly (4 required).



### Rim Securing Device (RP6-1485) TC35XX, TC3250

For internal clamping of conical or greasy wheels. Prevents damage to rim surface coating.



### Flange Plate, Center Support Ring

For wheels with extra-large center holes. Attaches to center support.

- For TC35XX/TC3250 "QD" Systems (RP6-13911) 210 mm diameter
- For TC3250/3500 (RP6-4140) 200 mm diameter



**Storage Bracket  
(RP6-7900113100)**

For storage of the center-shaft or center support when not in use. Attaches to the storage tray by drilling two small holes.



**External Rubber Clamping  
Jaw for TC35XX /TC3250  
(1 ea.) (RP6-8659)**

For external clamping of reverse drop center rims. Not compatible with first generation RP6-4177.



**Clamping Jaw – Steel (1 ea.)  
(RP6-2252)**

Replacement steel jaw for clamping arm. For securing wheels when marring inside of rim is of no concern.



**Extension Arm Kit for TC35XX/  
TC3250 (4 ea.) (RP6-G1000A17)**

Extension arms available without column extension plate.



**Flange Plates for TC3700  
(RP6-G1000A87)**

Useful for plastic-faced wheels and/or reverse wheels where maximum finish protection is needed.



**40 Rimsled & Two-Mount Head  
Kit (RP6-G1000A91K)**

Provides additional protection for painted or plastic-clad rims. Rimsled only fits "black" mount heads supplied in kit.



**Blast Inflater Retrofit Kit  
(RP6-710290860)**

Kit to retrofit existing TC3250 or TC3500 with new Blast Inflation System.



**19.5 Adaptor (20-2341-1)**

Adapts large centerbore wheels to TC3700 and Auto34 tire changers.



*Shown (at left)  
with optional  
28" Bead  
Depressor Tail  
with Traction  
Beam.*



### **Mounting Belt Kit (RP6-G1000A8)**

For mounting and matching difficult ultra-low-profile and runflat tires.



### **Force Multiplier (RP6-G1000A23)**

Adds leverage when seating the mount/demount head and holding it down against the wheel.



### **Mechanical Bead Roller (RP6-G1000A7)**

Pushes the upper bead of the tire below the right hand area of the mount head keeping the tire in the proper location during mounting. Eliminates extra work to mount stiff tires.



### **Plastic Shovel Protectors (1 ea.) (RP6-G800A11)**

Clip-on side shovel protectors prevent metal-to-metal contact when bead loosening, preventing damage to the wheel.




**Polymer Mount/Demount Head (1 ea.) (221-675-2)**

Rides closer than steel designs, reducing stress to beads when demounting and mounting low-profile tires. Wear component designed to protect the tire and rim.

**Polymer Mount/Demount Heads (6 ea.) (221-675-2-B)**

Receive the benefits of quantity discount pricing.



**Polymer Head Tire Changer Maintenance Kit (20-1506-1)**

Provides convenient way to store maintenance items at the tire changer.

Kit includes:

- A. Nylon Mesh Storage Bag** (166-51-2)
- B. Polymer Mount/Demount Heads (6 ea.)** (221-675-2)
- C. Bead Lever Protector Sleeves (6 ea.)** (RP6-0326)



**Heavy-Duty Paste Bucket Mounting Bracket (RP6-0223)**

Fits 3.5 kg and 5 kg size buckets. Easily installed on any convenient surface by installing two 5/16" bolts at 2" apart.



**Mount/Demount Head, Motorcycle & Extra Small Wheel (RP6-G1000A15)**

Replacement polymer mount/demount head. Included in motorcycle kits #RP6-2053 and #RP6-3794.



**Drive Pin Protectors for TC3700 & TCA34 (RP6-710090480)**

Plastic cap protects lug holes of reverse wheels when clamped face down.



**Rubber Protection Plate for TC3700 & TCA34 Tire Changers (RP6-710013421)**

Protection plate is soft for protecting reverse rims. Intended to be removed when not in use to protect reverse wheels.

# TCX Standard Accessory Packages

TCX500 Tabletop Family

**NEW!**



	Part #	Description	TCX575	TCX535	TCX515	TCX505
<b>A</b>	<b>BPS</b>	Bead Press System w/ two roller arms & lift/disk	X	X		
<b>B</b>	<b>BP</b>	Single Bead Press Arm			X	
<b>C</b>	<b>RP11-2121350</b>	Large Pressing Cone	X			
<b>D</b>	<b>RP11-2413305</b>	Small Pressing Cone	X			
<b>E</b>	<b>RP11-2202239</b>	Pressing Cone Extension	X			
<b>F</b>	<b>RP11-4-403749</b>	BP Press Cone			X	
<b>G</b>	<b>RP11-8-11400087</b>	Bolt-on Plastic Head		X	X	
<b>H</b>	<b>RP11-5-490223</b>	Plastic Shovel Protector (4)	X	X	X	X
<b>I</b>	<b>RP11-8-11400276</b>	Expander/Reducer Clamp		X	X	
<b>J</b>	<b>RP11-8-11400085</b>	Jaw Protector (8)		X	X	X
<b>K</b>	<b>RP11-5-401110</b>	6" Jaw Extender	X			
<b>L</b>	<b>RP11-8-11400096</b>	Mount Head Insert (Traditional)		X	X	X
<b>M</b>	<b>RP11-8-11400293</b>	Leverless Mount Head Insert	X			
<b>N</b>	<b>145-341-2</b>	Tire Inflator/Air Chuck	X	X	X	X
<b>O</b>	<b>RP6-G1000A52</b>	Bead Lever (Standard)	X	X	X	X
<b>P</b>	<b>RP11-8-11400098</b>	Bead Lever Protector Sleeve (4)	X	X	X	
<b>Q</b>	<b>RP6-G1000A11</b>	"HM" Bead Lever		X	X	
<b>R</b>	<b>RP11-2020688</b>	Valve Stem Puller	X			
<b>S</b>	<b>RP11-2020689</b>	Valve Core Remover	X			
<b>T</b>	<b>RP11-2202106</b>	Rim Edge Protector	X			
<b>U</b>	<b>RP6-3784</b>	Mounting Paste 3.5 kg	X	X	X	X
<b>V</b>	<b>148-133-2</b>	Lubrication Oil	X	X	X	X
<b>W</b>	<b>179-15-2</b>	Safety Goggles	X	X	X	X
<b>X</b>	<b>RP6-1506</b>	Applicator Brush	X	X	X	X
<b>Y</b>	<b>5675-T</b>	TPMS Wall Chart (not shown)	X	X	X	X
<b>Z</b>	<b>RP11-2202106</b>	Rim Edge Protector	X	X	X	X





### **BP Bead Press Arm for TCX500 Family (20-2172-1)**

- The pressing head pushes the tire into the drop-center when demounting stiff sidewall tires, greatly reducing lever effort and risk of bead damage.
- The standard Press Cone used with the Bead Press Arm will press the rim onto the jaws for easier clamping of stiff tires.
- The standard Bead Press Roller keeps stiff tires under the mount head and guides the bead.
- Lifting Hook.
- May be retrofit to TCX500 units after serial number IDA000559.

***Standard With TCX515***



### **Bead Press System for TCX500 Family (20-1996-1)**

- Patented system uniquely centers the pressing capabilities over the center of the wheel and tire to ensure maximum service strength and rigidity.
- Provides effortless assistance with most difficult tires and custom wheels up to 26" diameter.

#### **Kit includes:**

Bead Press System with Stationary Arm, Rotating Arm & Bead Lifting Arm

Small Pressing Cone (RP11-2413305)

Large Pressing Cone (RP11-2121350)

Pressing Cone Extension (RP11-2202239)

***Standard With TCX575 & TCX535***

**NEW!**



**Jaw Extender & Reducer (4 ea.) (RP11-8-11400276)**  
Extends range by 4" (Up to 26" For TCX500 Family). Reduces range by 5" (Down to 6" For TCX500 Family).



**Jaw Protectors (8 ea.) (RP11-8-11400085)**  
Polymer jaw covers prevent metal-to-metal contact when performing external clamping.



**Mechanical Bead Roller For TCX505-550 (RP11-5-400900)**

Optional feature used to mount stiff low-profile tires. Eliminates extra work to mount stiff tires.



**30" Kit For TCX550 (RP11-8-11400162)**

- 6" jaw extensions with removable lands, prevent the bottom head of the tire from pushing below the rim when the top bead is being mounted.
- Includes mechanical bead roller for additional press point.
- Shorter rollers give 2" greater BPS diameter capacity.



**Lube Roller For TCX515 (RP11-8-11400153)**

The optional lubrication roller allows the rim and tire to be lubricated. Eases demounting effort and protects the tire and rim.



**Storage Tray For TCX500-535 (RP11-8-11400187)**

One tray standard on all TCX500s. Second standard on all TCX500BP. Each TCX500 can use up to 2 trays (two shown). (Accessories available separately.)



**NEW!**



**Convex Rim Head For TCX550 (RP11-8-1140039)**  
Suitable for convex raised spoke wheels.



**Motorcycle Adaptor (RP11-2200277)**  
Raise the clamping jaws to clear the integrated disc brake or drive sprockets used on motorcycle wheels. Clamping faces are covered in plastic to prevent damage to the wheel.



**Polymer Mount/Demount Head With Metal Bracket (1 ea.) (RP11-8-1140087)**  
Replacement polymer mount/demount head with adapter. Wearing mount/demount head protects tire and rim from metal-to-metal contact damage.



**Polymer Mount/Demount Head (1 ea.) (RP11-8314813)**  
Replacement polymer mount/demount for TCX-Series tire changers. Wearing component designed to protect tire and rim.



**Steel Mount/Demount Head (1 ea.) (RP11-5-400439)**  
Replacement steel mount/demount head.



**Plastic Shovel Protectors (4 ea.) (RP11-5-490223)**  
Clip-on side shovel protectors prevent metal-to-metal contact when bead loosening low-profile tires on expensive alloy wheels, preventing damage to the wheel.

**NEW!**



**Plastic Protectors for TCX575 Mounting Heads (5 ea.) (RP11-8-11400293)**  
Polymer inserts.



**Plastic Protectors for Steel Mounting Heads (10 ea.) (RP11-8-11400096)**  
Polymer inserts for TCX-Series steel mounting head.

# Universal Series Accessories




**A. High-Performance Bead Lever "HM" (RP6-G1000A11)**  
 Patented, high-performance bead lever dramatically reduces servicing effort. A must for servicing low-profile tires.

**B. Bead Lever Protector Sleeve (RP6-0326)**  
 Sleeve protects wheel flange by allowing the bead lever to slip out of the tire instead of being dragged against the rim during demounting. Box of 10 (RP6-0326-B).



**A. Traditional Flat Design Bead Lever (RP11-3009516)**  
 For demounting tires on conventional tire changers.

**B. Bead Lever Sleeve Protectors (4 ea.) (RP11-8-11400098)**  
 Sleeve protects wheel flange by allowing the bead lever to slip out of the tire instead of being dragged against the rim during demounting. For use with RP6-0322 Bead Lever Tool.



## Additional Accessories

- A. Valve Stem Puller (RP11-2020688)**
- B. Valve Core Remover (RP11-2020689)**
- C. Rim Edge Protector (RP11-2202106)**



## Bottle Oil – Lubri-Oil Air Equipment Lubrication (148-133-2)

Lubri-Oil will not emulsify in water. When the lubricator becomes contaminated with water overflow from the regulator, the oil will separate. Available in 16-oz. bottles. Twelve (12) to a case when ordered in quantity. Lubri-Oil weight is ISO32.



## Tsunami™ Automatic Water Separator (20-1612-2)

Removes moisture and particulate from compressed air down to 10 microns. Integrated drain automatically ejects trapped water at the base of the unit. No filters requiring periodic change. Virtually no maintenance required. Capable of supplying clean, dry air to multiple pieces of equipment and tools. 100 cfm @ 175 psi.



## Aluminum Clamp (RP11-8-11400070)

Drop-Center Clamp can be used as a traction point or bead guide. Guides bead into drop center.



## Drop-Center Mounting Clamp (RP6-70210E)

Use mounting clamp to help position the bead into the drop-center. Not for extreme positive offset, flat-faced rims or soft-line flanges. Alternative tools: RP6-1572, RP6-7290.

**A. Mounting Paste (3.5 kg) (RP6-3784)**

Eases mounting of stiff low-profile tires. Aids in faster bead sealing during inflation. High-performance mounting paste is premixed to prevent incorrect mixing of water to liquid concentrates.

Also available:

- **Mounting Paste, 8 (3.5 kg) Buckets (RP6-3784-B)**
- **Mounting Paste, 64 (3.5 kg) Buckets = 1 pallet (RP6-3784-BP)**

**B. Brush, Angled Applicator (RP6-1506)**

Allows for proper application of mounting paste. Angled to allow easy access to the “toe area” of the bead most commonly damaged during mounting.



**Optional Bead Depressor Tail Helps Position Low-Profile Tires Into “Drop-Center” for Mounting and Demounting**

Keeping the upper bead of the tire lubricated and pushed to the edge of the rim’s drop-center is crucial. This tool should be an essential part of the mounting process.



**28” Bead Depressor Tail With Traction Beam for TC3500/TC3250 (RP6-G1000A67)**

Bead Depressor Tail with traction beam aids in locking tire to rim and pushing low-profile tires down into drop center for mounting. Services up to 28” diameter rim.




**EH2 Bead Depressor Block (RP6-12749)**

The deeper EH2 block pushes the tire deeper into the wheel to more easily service BMW runflat tires, EH2, Motorsport and deep drop center, alloy wheels.

## PAX® Tire System Tools & Kits

	Part #	Description	TC3700 20-2268-1	TC3500 20-1795-1
A	RP6-14783	PAX Arm with Large Roller	X	X
B	RP6-41942	PAX Arm with Small Roller (2)	X	X
C	221-684-2	Ratchet Strap	X	X
D	RP6-8703	Brass Shaft Protector	X	X
E	RP6-11522	Quick Disconnect Shaft	X	X
F	RP6-1156	Short Cone Rim Protector		X
G	RP6-1460	Short Cone (2)		X
H	RP6-4153	Stroke Limiters		X
I	RP6-4100001	PAX Bead Levers (2)		X
J	RP6-7042	Plastic Rim Protectors (4)	X	X



PAX Upgrade Kits used to upgrade early TC3500's may also require the Quick Disconnect Coupling Bolt and Center Support Kit (RP6-10822) to utilize the newly upgraded Quick Disconnect Threaded Center Shaft (RP6-11522) supplied in the newer PAX Upgrade Kits.


### PAX Orbiter Workstation (20-1793-1)

The patented Orbiter Workstation simplifies the insertion and extraction of the PAX support ring. Operates with one foot pedal.



Hunter tire changing equipment is approved for servicing Michelin® PAX® Systems.

Be sure to check out other Hunter literature for more quality products from Hunter Engineering.



Because of continuing technological advancements, specifications, models and options are subject to change without notice.

**HUNTER**  
Engineering Company

www.Hunter.com

Form 4042-T, 12/09  
Supersedes 4042-T, 12/08